


INTERMUNICIPAL ACCESSIBILITY SURVEY RESULTS

**SURVEY RECEIVED 27 RESPONSES: FRUITVALE (4)
MONTROSE (10) WARFIELD (13)**


4 OUT OF 27

Have a child with
accessibility needs

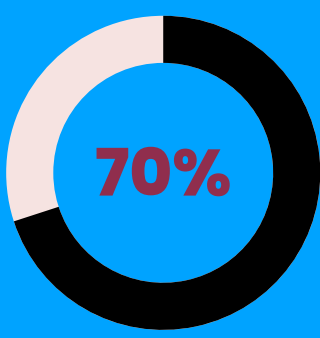


14 OUT OF 27

Know or are themselves
someone with accessibility
needs



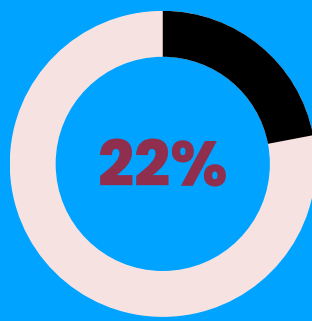
STATISTICS



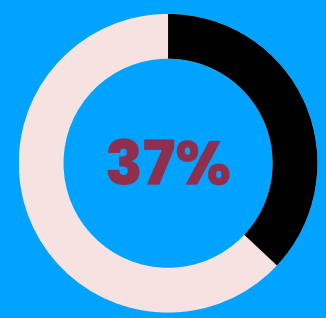
70%

Know someone with or
have difficulties with
Mobility

Know or are themselves
someone with either
Cognitive or Visual
Accessibility Needs



22%



37%

Have neighbours
with accessibility
needs

1 OUT OF 3

Have parents with
accessibility needs



Respondent Demographics

31 - 44: 12

45 - 64: 10

65+: 5

BARRIERS DISCUSSION

BICYCLE LANES

SENSORY
CONSIDERATIONS

**COMMUNITY
PROGRAMS AND
SERVICES**

TRANSPORTATION

**ACCESSIBLE OUTDOOR
RECREATION**

WALKWAY
MAINTENANCE AND
SNOW REMOVAL

**MORE TRAINED
PROFESSIONALS**

**VISIBILITY MARKINGS
ON SIDEWALK EDGES,
STAIRS, ETC.**

MORE SIDEWALKS

**AUTOMATIC DOORS
AND BUTTONS**

RAMPS

ROAD REPAIRS

COMMUNICATION
ABOUT PROGRAMS AND
SERVICES

**MORE ACCESSIBLE
PARKING**